



# 2009-2010 GMT Quarterly Report for District (or Undistricted) **District 12 L**

GMT: **CARL HARRELL**

Location: **TENNESSEE**

GMT CA: **1**

## CLUBS

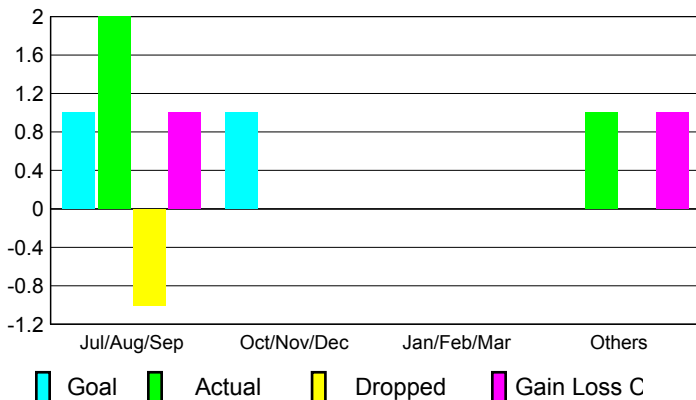
Club Results  
2009-2010

Clubs  
2008-2009

| Month         | New Club Goal | Actual New Clubs | Actual Dropped Clubs | Gain/Loss of Clubs | Gain/Loss of Clubs |
|---------------|---------------|------------------|----------------------|--------------------|--------------------|
| Jul/Aug/Sep   | 1             | 2                | -1                   | 1                  | 1                  |
| Oct/Nov/Dec   | 1             | 0                | 0                    | 0                  | 0                  |
| Jan/Feb/Mar   | 0             | 0                | 0                    | 0                  | 0                  |
| Apr/May/June  | 0             | 1                | 0                    | 1                  | 0                  |
| <b>Totals</b> | <b>2</b>      | <b>3</b>         | <b>-1</b>            | <b>2</b>           | <b>1</b>           |

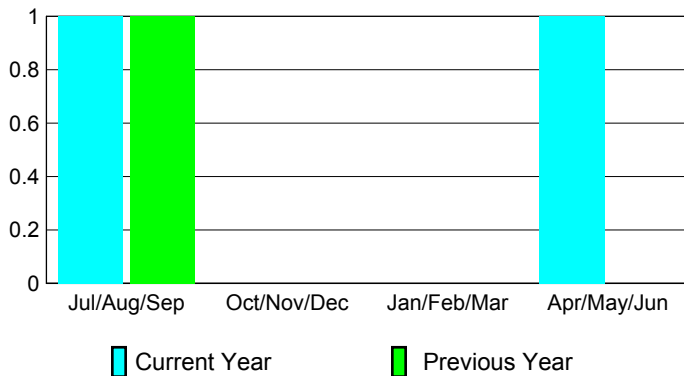
### Club Results 2009-2010

Goal, New, Dropped, Gain/Loss



### Comparison of Club Gain/Loss

Current Year Compared to the Previous Year



### YTD Status Quo Clubs 2009-2010

Status Quo Clubs Compared to Status Quo Members



## MEMBERSHIP

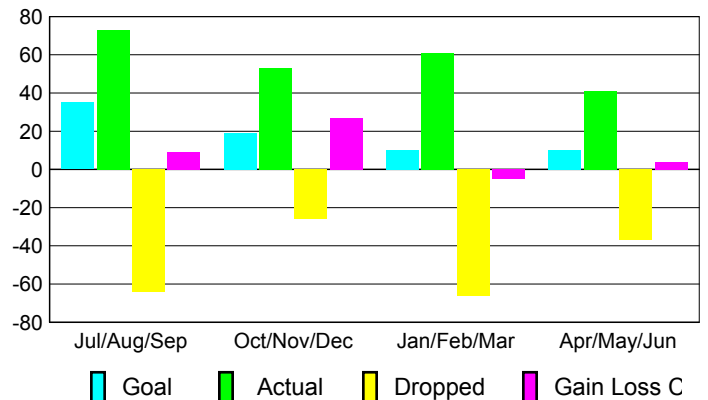
Membership Results  
2009-2010

Membership  
2008-2009

| Month         | Net Memb Goal | Actual New Memb | Actual Dropped Memb | Gain/Loss of Memb | Gain/Loss of Memb |
|---------------|---------------|-----------------|---------------------|-------------------|-------------------|
| Jul/Aug/Sep   | 35            | 73              | -64                 | 9                 | 27                |
| Oct/Nov/Dec   | 19            | 53              | -26                 | 27                | -12               |
| Jan/Feb/Mar   | 10            | 61              | -66                 | -5                | 6                 |
| Apr/May/June  | 10            | 41              | -37                 | 4                 | -16               |
| <b>Totals</b> | <b>74</b>     | <b>228</b>      | <b>-193</b>         | <b>35</b>         | <b>5</b>          |

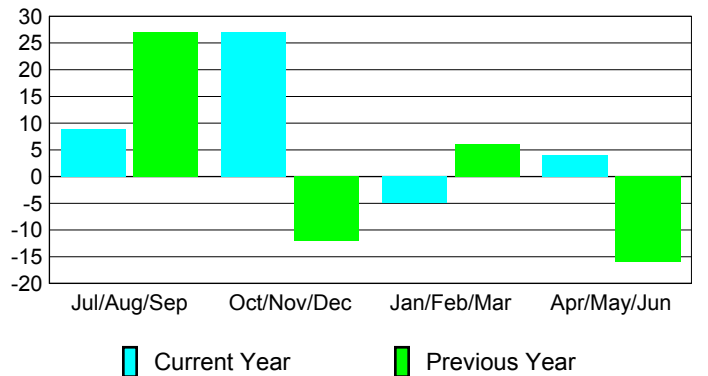
### Membership Results 2009-2010

Goal, New, Dropped, Gain/Loss



### Comparison of Membership Gain/Loss

Current Year Compared to the Previous Year



### Gender Comparison 2009-2010

